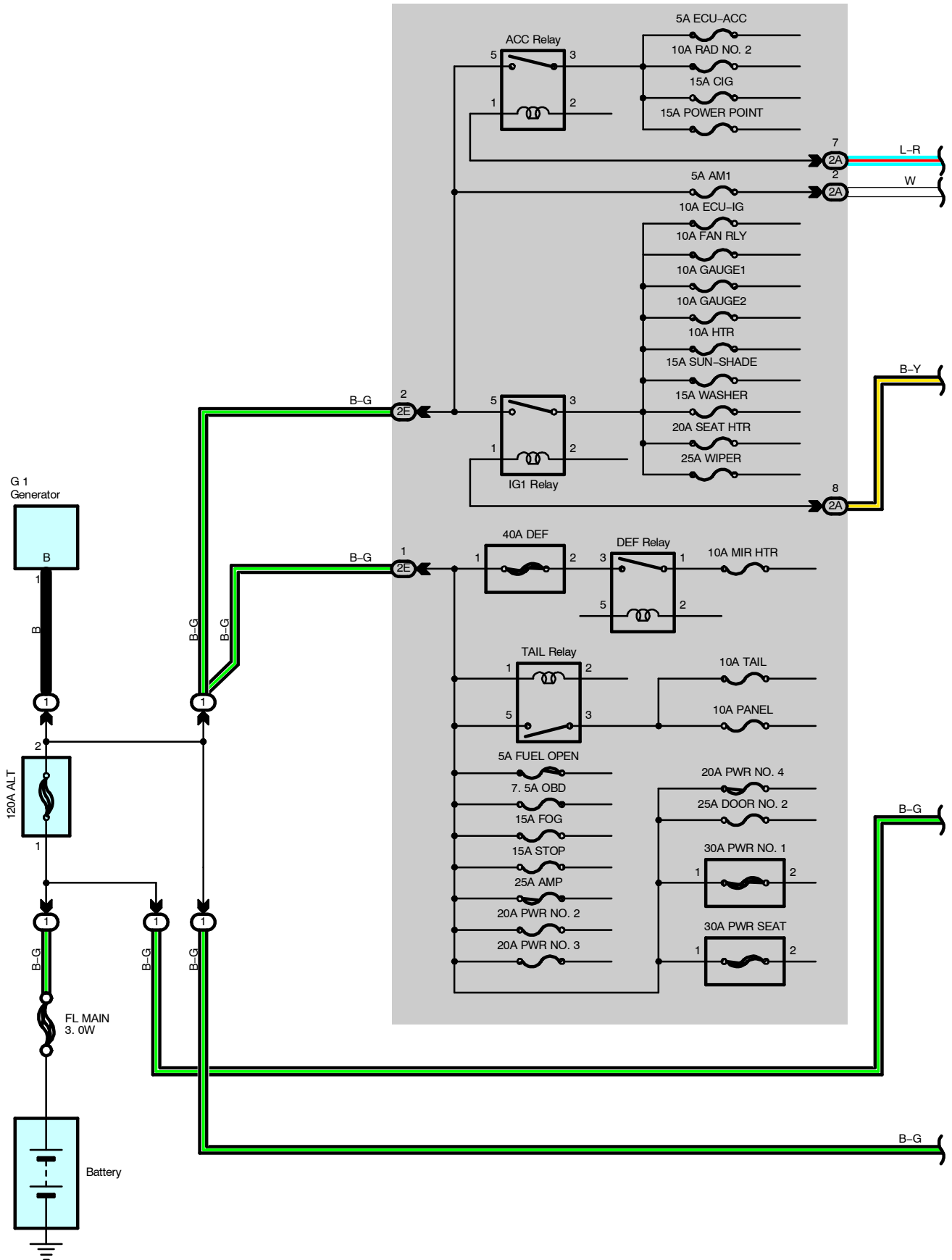
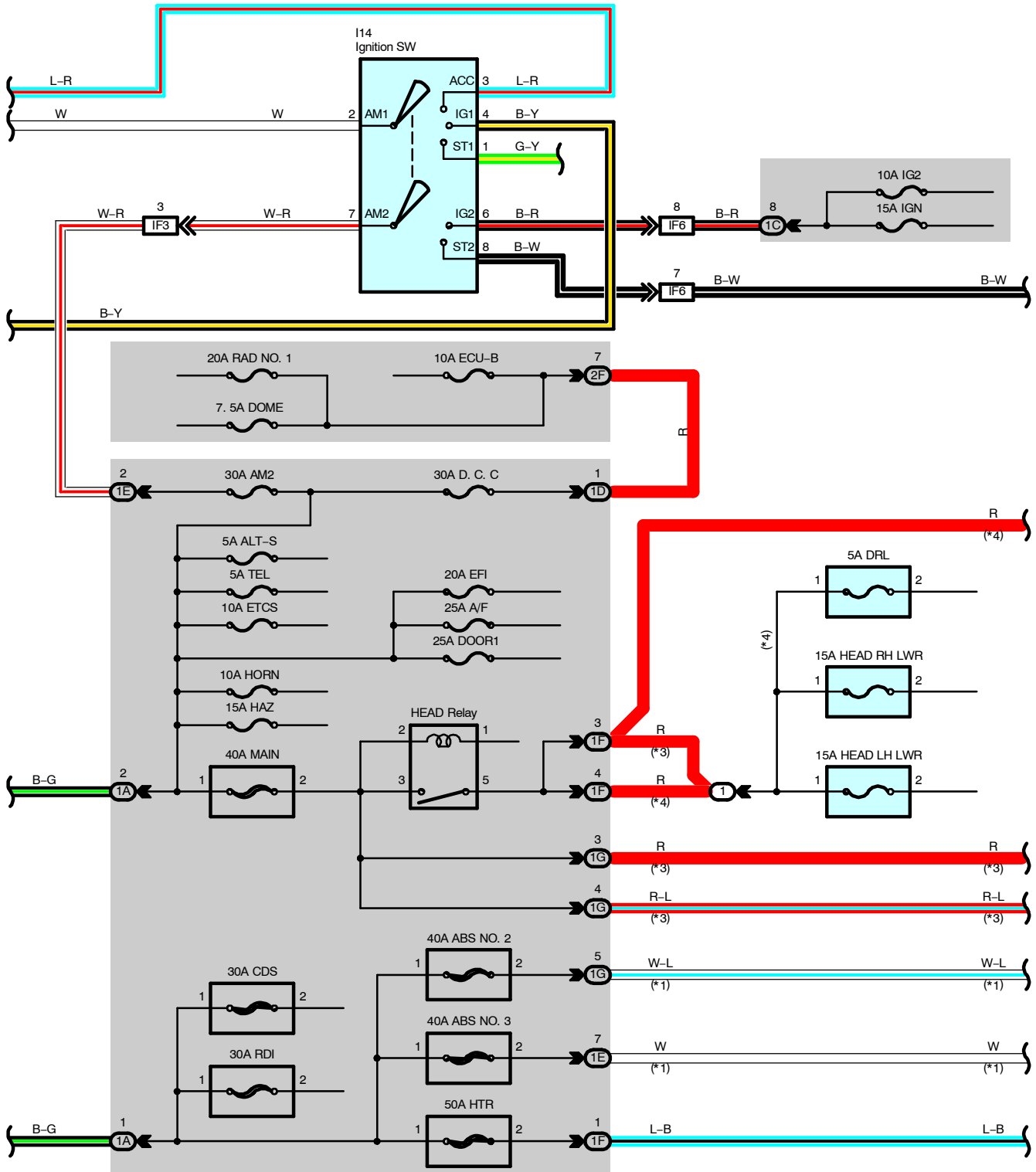


Power Source

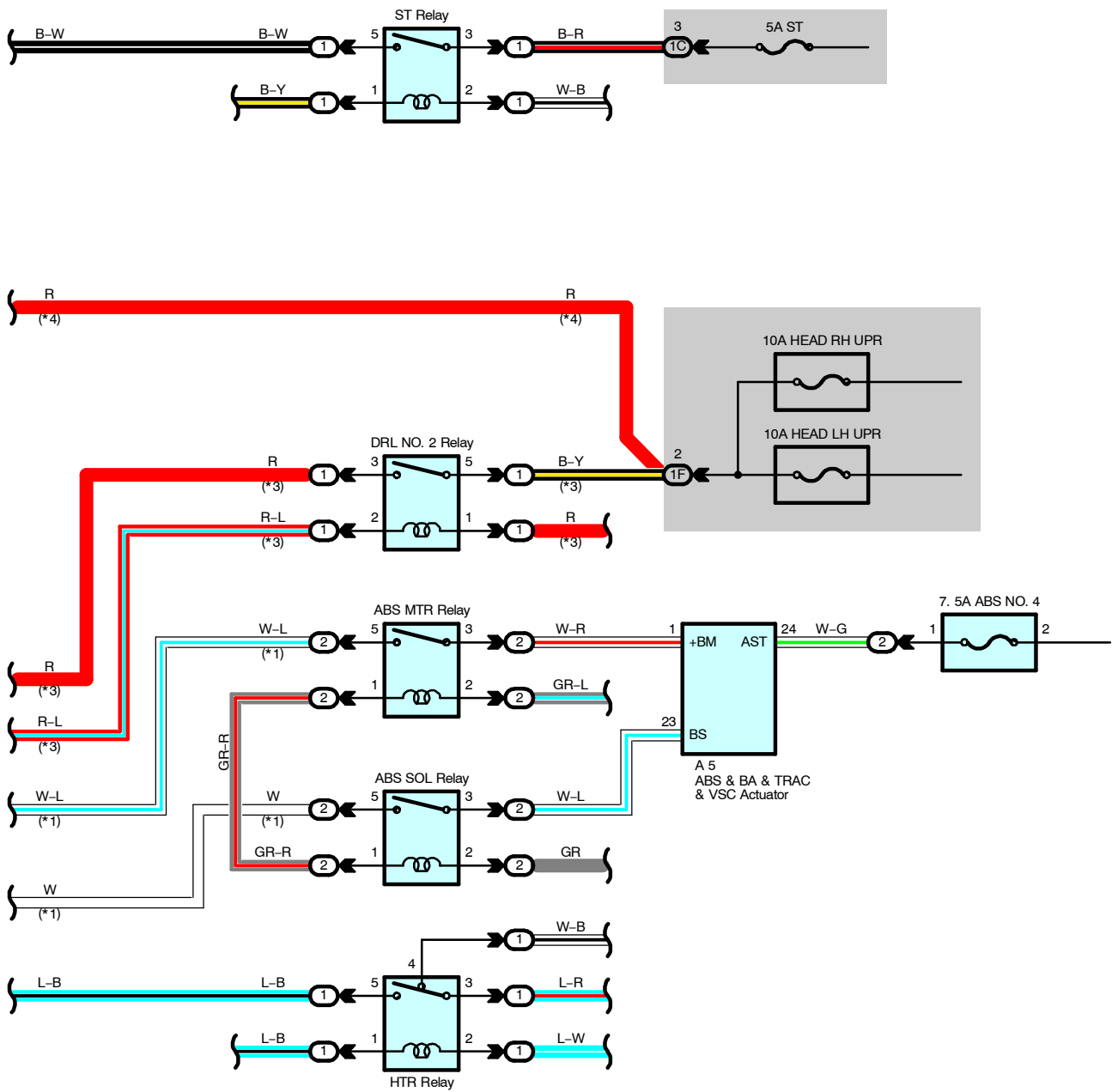


- * 1 : w/ VSC
- * 2 : w/o VSC
- * 3 : w/ Daytime Running Light
- * 4 : w/o Daytime Running Light



Power Source

- * 1 : w/ VSC
- * 3 : w/ Daytime Running Light
- * 4 : w/o Daytime Running Light



Service Hints

I14 Ignition SW

- 2-3 : Closed with the ignition SW at ACC or ON position
- 2-4 : Closed with the ignition SW at ON or ST position
- 2-1 : Closed with the ignition SW at ST position
- 7-6 : Closed with the ignition SW at ON or ST position
- 7-8 : Closed with the ignition SW at ST position

TAIL Relay

- 5-3 : Closed with the light control SW at HEAD or TAIL position

HEAD Relay (w/ Daytime Running Light)

- 5-3 : Closed with the light control SW at HEAD position or dimmer SW at FLASH position
- Closed with the engine running and parking brake released (Parking brake SW off)

HEAD Relay (w/o Daytime Running Light)

- 5-3 : Closed with the light control SW at HEAD position or dimmer SW at FLASH position

: Parts Location

Code	See Page	Code	See Page	Code	See Page
A5	36	G1	36	I14	39

: Relay Blocks

Code	See Page	Relay Blocks (Relay Block Location)
1	22	Engine Room R/B (Engine Compartment Left)
2	23	ABS R/B (Behind the Headlight LH)

: Junction Block and Wire Harness Connector

Code	See Page	Junction Block and Wire Harness (Connector Location)
1A	25	Engine Room Main Wire and Engine Room J/B (Engine Compartment Left)
1C		
1D		
1E		
1F		
1G		
2A	28	Instrument Panel Wire and Driver Side J/B (Lower Finish Panel)
2E	28	Engine Room Main Wire and Driver Side J/B (Lower Finish Panel)
2F		

: Connector Joining Wire Harness and Wire Harness

Code	See Page	Joining Wire Harness and Wire Harness (Connector Location)
IF3	46	Engine Room Main Wire and Instrument Panel Wire (Right Side of Steering Column Tube)
IF6		