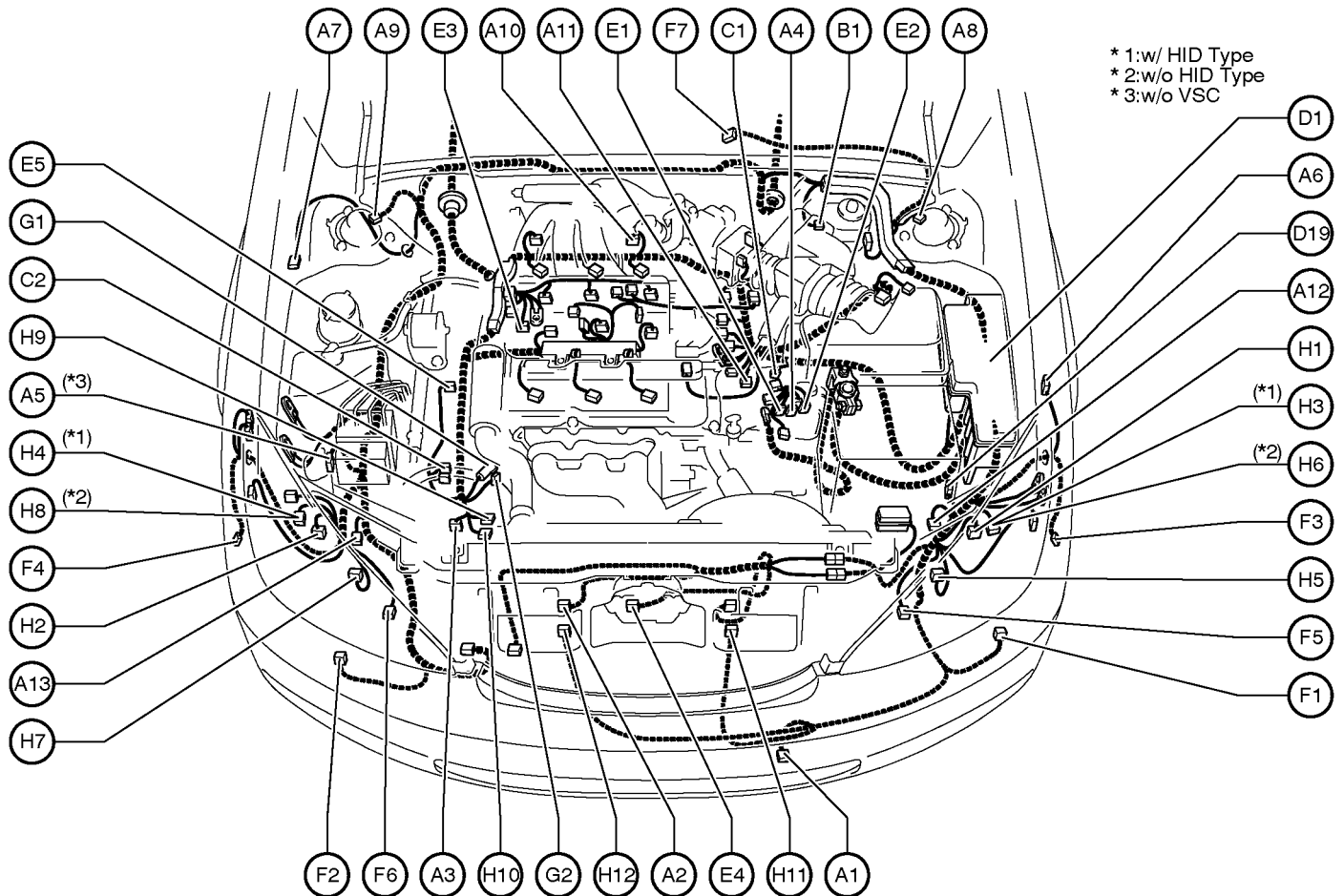


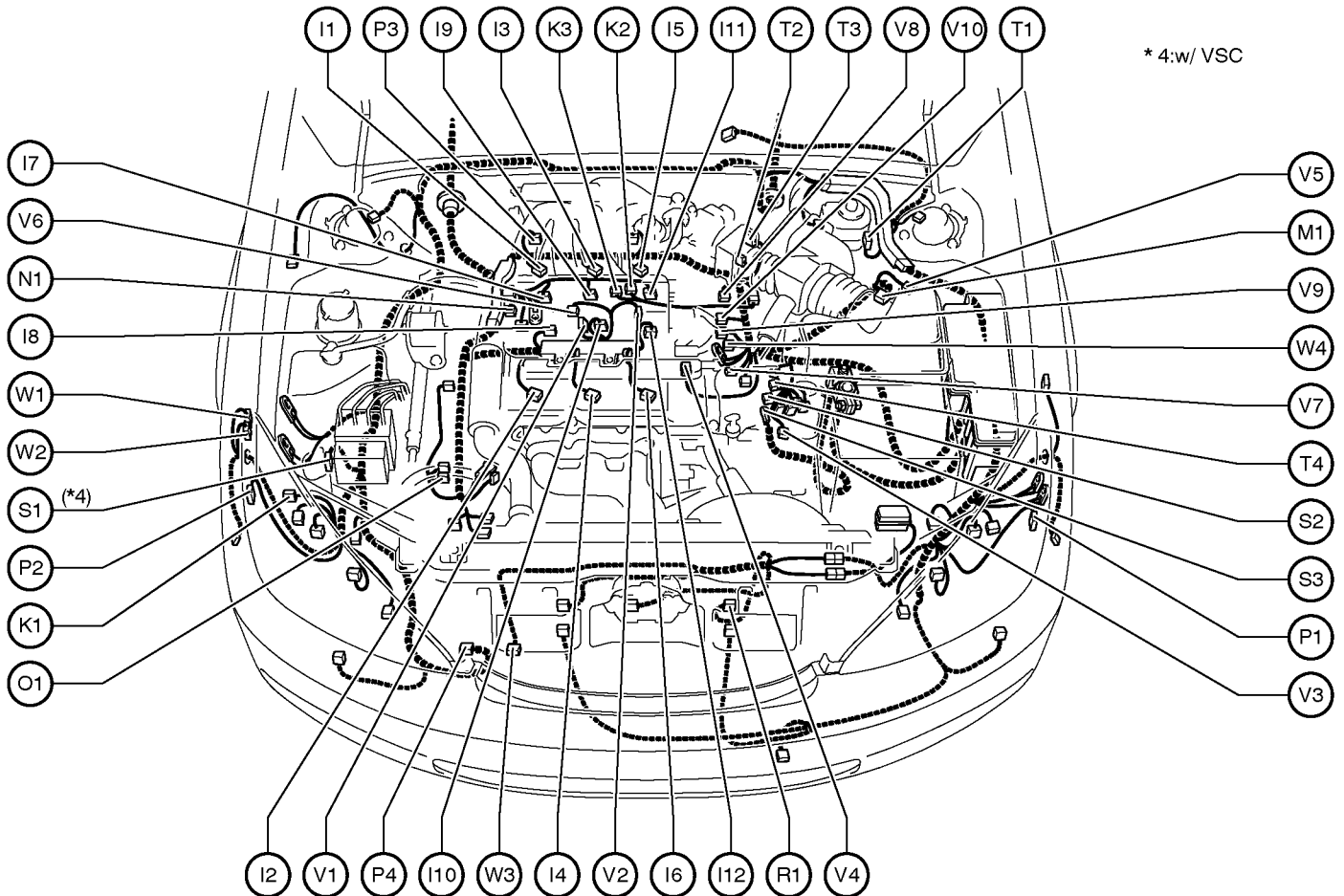
G ELECTRICAL WIRING ROUTING

Position of Parts in Engine Compartment



- | | |
|--|--|
| A 1 A/C Ambient Temp. Sensor | E 3 Engine Coolant Temp. Sensor |
| A 2 A/C Condenser Fan Motor | E 4 Engine Hood Courtesy SW |
| A 3 A/C Lock Sensor
A/C Magnetic Clutch | E 5 Engine Oil Level Sensor |
| A 4 A/T Indicator Light SW
Back-Up Light SW
Park/Neutral Position SW | F 1 Front Fog Light LH |
| A 5 ABS & BA & TRAC & VSC Actuator | F 2 Front Fog Light RH |
| A 6 ABS Speed Sensor Front LH | F 3 Front Side Marker Light LH |
| A 7 ABS Speed Sensor Front RH | F 4 Front Side Marker Light RH |
| A 8 Absorber Control Actuator Front LH | F 5 Front Turn Signal Light LH |
| A 9 Absorber Control Actuator Front RH | F 6 Front Turn Signal Light RH |
| A 10 Air Fuel Ratio Sensor (Bank 1 Sensor 1) | F 7 Front Wiper Motor |
| A 11 Air Fuel Ratio Sensor (Bank 2 Sensor 1) | G 1 Generator |
| A 12 Airbag Sensor Front LH | G 2 Generator |
| A 13 Airbag Sensor Front RH | H 1 Headlight Beam Level Control Actuator LH |
| B 1 Brake Fluid Level Warning SW | H 2 Headlight Beam Level Control Actuator RH |
| C 1 Counter Gear Speed Sensor | H 3 Headlight Control ECU LH |
| C 2 Crankshaft Position Sensor | H 4 Headlight Control ECU RH |
| D 1 Diode (A/C) | H 5 Headlight LH (High) |
| D19 Daytime Running Light Resistor | H 6 Headlight LH (Low) |
| E 1 Electronically Controlled Transmission Solenoid | H 7 Headlight RH (High) |
| E 2 Electronically Controlled Transmission Solenoid | H 8 Headlight RH (Low) |
| | H 9 Heated Oxygen Sensor (Bank 1 Sensor 2) |
| | H 10 Heated Oxygen Sensor (Bank 2 Sensor 2) |
| | H 11 Horn (High) |
| | H 12 Horn (Low) |

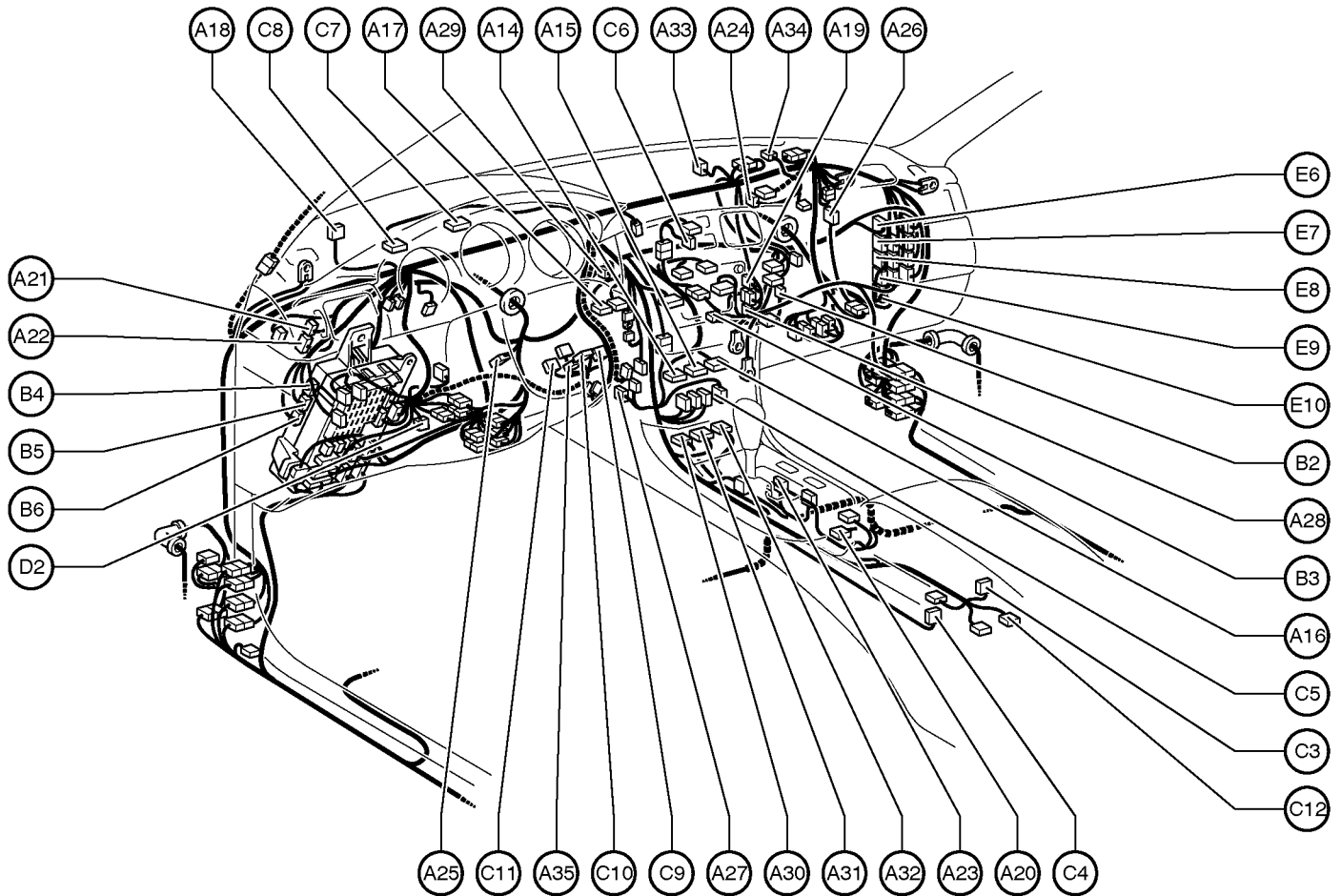
Position of Parts in Engine Compartment



- | | |
|------------------------------------|------------------------------------|
| I 1 Ignition Coil and Igniter No.1 | R 1 Radiator Fan Motor |
| I 2 Ignition Coil and Igniter No.2 | S 1 Skid Control ECU with Actuator |
| I 3 Ignition Coil and Igniter No.3 | S 2 Starter |
| I 4 Ignition Coil and Igniter No.4 | S 3 Starter |
| I 5 Ignition Coil and Igniter No.5 | T 1 Theft Deterrent Horn |
| I 6 Ignition Coil and Igniter No.6 | T 2 Throttle Control Motor |
| I 7 Injector No.1 | T 3 Throttle Position Sensor |
| I 8 Injector No.2 | T 4 Turbine Speed Sensor |
| I 9 Injector No.3 | V 1 VSV (ACIS No.1) |
| I 10 Injector No.4 | V 2 VSV (ACIS No.2) |
| I 11 Injector No.5 | V 3 VSV (ACM) |
| I 12 Injector No.6 | V 4 VSV (AICV) |
| K 1 Keyless Buzzer | V 5 VSV (Canister Closed Valve) |
| K 2 Knock Sensor No.1 | V 6 VSV (EVAP) |
| K 3 Knock Sensor No.2 | V 7 VVT Sensor LH |
| M 1 Mass Air Flow Meter | V 8 VVT Sensor RH |
| N 1 Noise Filter (Ignition) | V 9 VVT Solenoid LH |
| O 1 Oil Pressure SW | V 10 VVT Solenoid RH |
| P 1 Parking Light LH | W 1 Washer Level Sensor |
| P 2 Parking Light RH | W 2 Washer Motor |
| P 3 Power Steering Oil Pressure SW | W 3 Water Temp. SW No.1 |
| P 4 Pressure SW | W 4 Water Temp. SW No.2 |

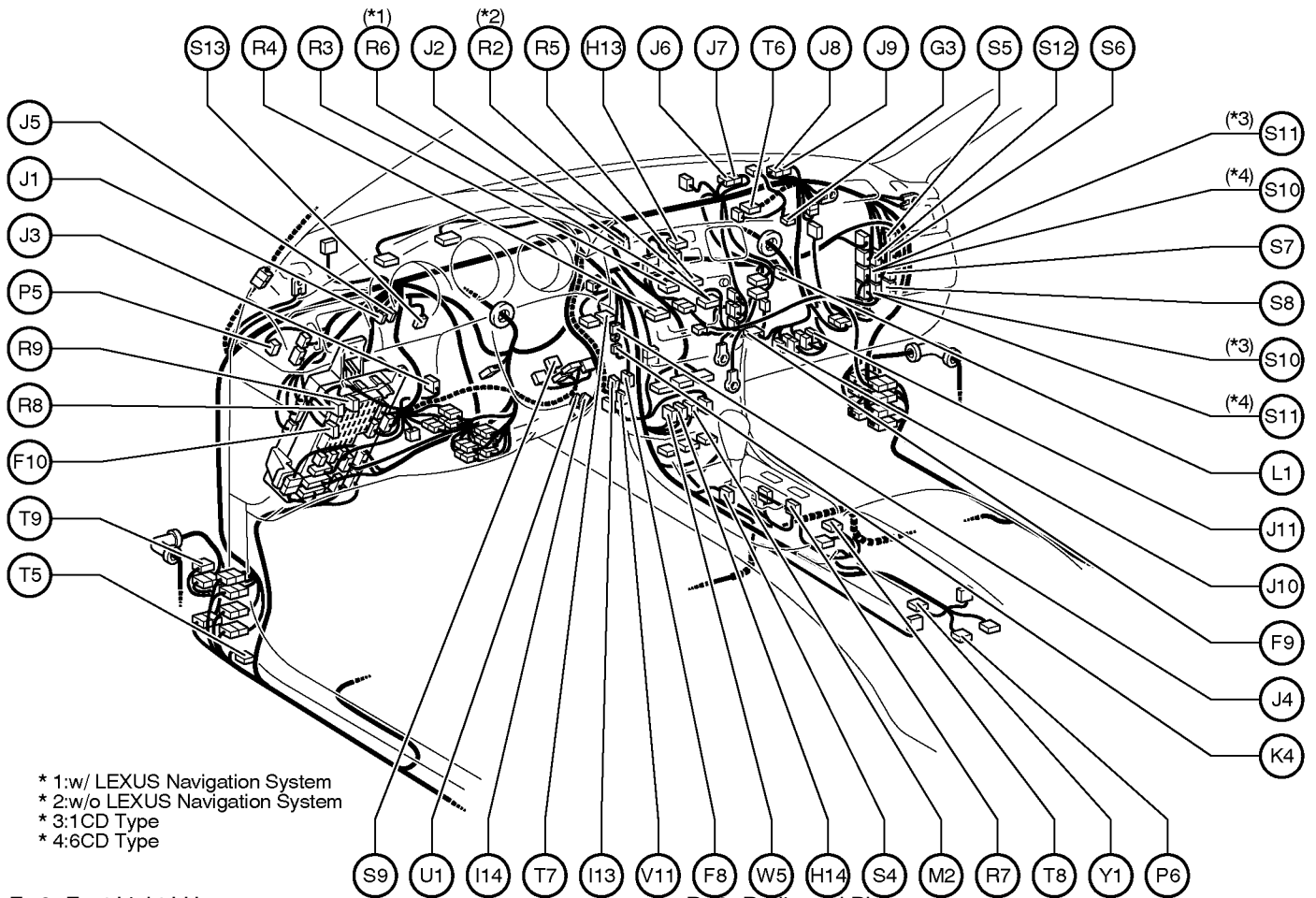
G ELECTRICAL WIRING ROUTING

Position of Parts in Instrument Panel



- | | |
|---|---|
| A14 A/C Control Assembly | B 2 Blower Motor |
| A15 A/C Control Assembly | B 3 Blower Motor Controller |
| A16 A/C Control Assembly | B 4 Body ECU |
| A17 A/C Room Temp. Sensor | B 5 Body ECU |
| A18 A/C Solar Sensor
Automatic Light Control Sensor | B 6 Body ECU |
| A19 A/C Thermistor | C 3 CD Automatic Changer |
| A20 A/T Shift Lever Illumination | C 4 Cellular Phone (Hand Set) |
| A21 Absorber Control ECU | C 5 Cigarette Lighter
Cigarette Lighter Illumination |
| A22 Absorber Control ECU | C 6 Clock |
| A23 Absorber Control SW | C 7 Combination Meter |
| A24 Acceleration Sensor Front LH | C 8 Combination Meter |
| A25 Accelerator Pedal Position Sensor | C 9 Combination SW |
| A26 Air Inlet Control Servo Motor | C10 Combination SW |
| A27 Air Mix Control Servo Motor (Driver Side) | C11 Combination SW |
| A28 Air Mix Control Servo Motor (Front Passenger Side) | C12 Console Box Illumination |
| A29 Air Vent Mode Control Servo Motor | D 2 Data Link Connector 3 |
| A30 Airbag Sensor Assembly | E 6 Engine Control Module |
| A31 Airbag Sensor Assembly | E 7 Engine Control Module |
| A32 Airbag Sensor Assembly | E 8 Engine Control Module |
| A33 Airbag Squib (Front Passenger Airbag Assembly No.1) | E 9 Engine Control Module |
| A34 Airbag Squib (Front Passenger Airbag Assembly No.2) | E10 Engine Control Module |
| A35 Airbag Squib (Steering Wheel Pad) | |

Position of Parts in Instrument Panel



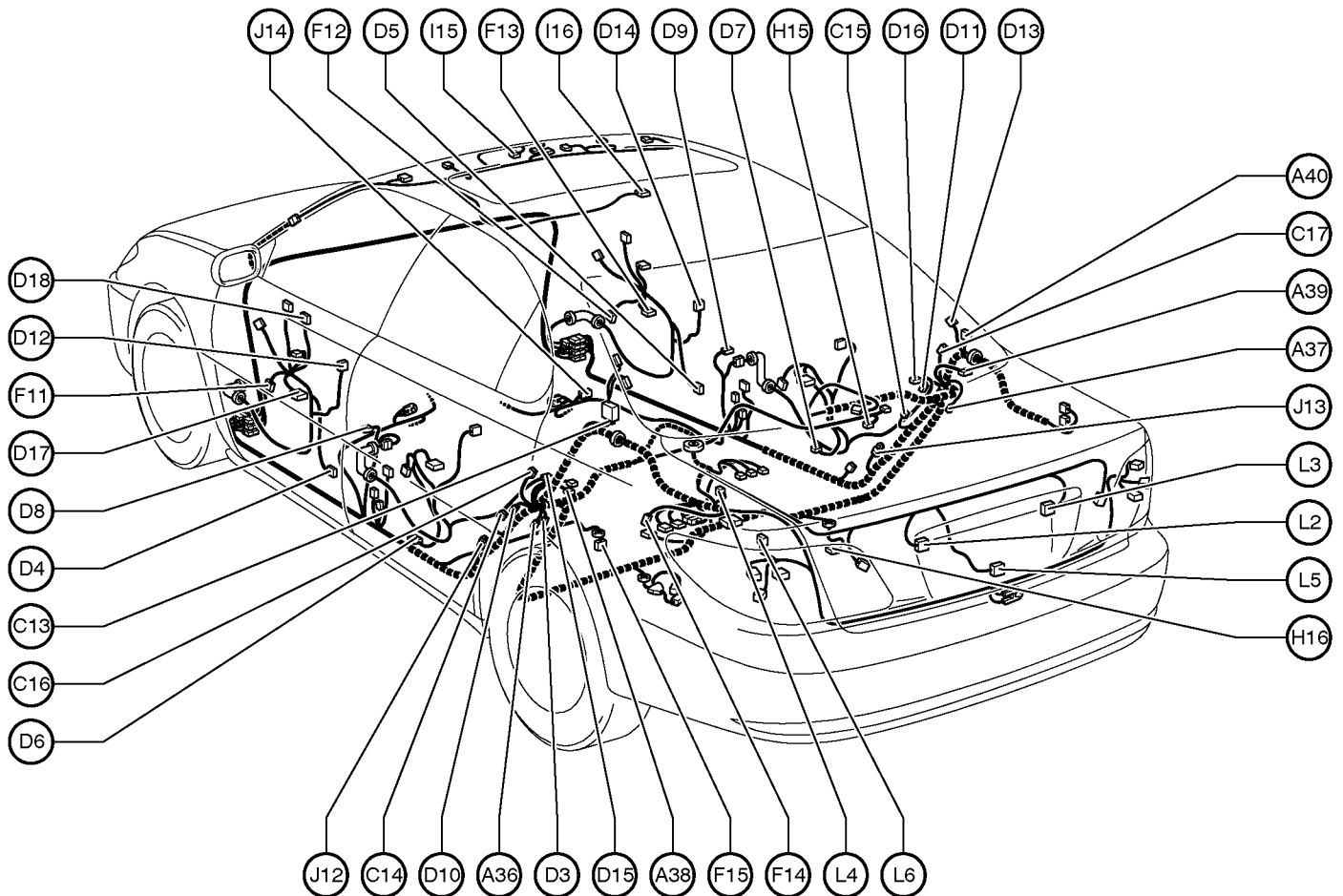
* 1:w/ LEXUS Navigation System
 * 2:w/o LEXUS Navigation System
 * 3:1CD Type
 * 4:6CD Type

- F 8 Foot Light LH
- F 9 Foot Light RH
- F 10 Fuel Lid Opener SW
Luggage Compartment Door Opener SW
- G 3 Glove Box Light and SW
- H 13 Hazard SW
- H 14 Headlight Beam Level Control ECU
- I 13 Ignition Key Cylinder Light
Transponder Key Amplifier
- I 14 Ignition SW
- J 1 Junction Connector
- J 2 Junction Connector
- J 3 Junction Connector
- J 4 Junction Connector
- J 5 Junction Connector
- J 6 Junction Connector
- J 7 Junction Connector
- J 8 Junction Connector
- J 9 Junction Connector
- J 10 Junction Connector
- J 11 Junction Connector
- K 4 Keyless Buzzer On/Off SW
- L 1 Luggage Compartment Door Opener Main SW
- M 2 Memory Mirror ECU
- P 5 Parking Brake SW
- P 6 Power Outlet

- R 2 Radio and Player
- R 3 Radio and Player with Display
- R 4 Radio and Player with Display
- R 5 Radio and Player with Display
- R 6 Radio and Player with Display
- R 7 Rear Sunshade Control SW
- R 8 Remote Control Mirror SW
- R 9 Rheostat
- S 4 Shift Lock Control ECU
- S 5 Skid Control ECU
- S 6 Skid Control ECU
- S 7 Skid Control ECU
- S 8 Skid Control ECU
- S 9 Steering Sensor
- S 10 Stereo Component Amplifier
- S 11 Stereo Component Amplifier
- S 12 Stereo Component Amplifier
- S 13 Stop Light SW
- T 5 Telephone Microphone
- T 6 Theft Deterrent ECU
- T 7 TRAC Off SW
- T 8 Transmission Control SW
- T 9 Turn Signal Flasher Relay
- U 1 Unlock Warning SW
- V 11 VSC Warning Buzzer
- W 5 Wiper Relay
- Y 1 Yaw Rate Sensor

G ELECTRICAL WIRING ROUTING

Position of Parts in Body



A36 ABS Speed Sensor Rear LH
 A37 ABS Speed Sensor Rear RH
 A38 Absorber Control Actuator Rear LH
 A39 Absorber Control Actuator Rear RH
 A40 Acceleration Sensor Rear RH

C13 Choke Coil
 C14 Curtain Shield Airbag Sensor LH
 C15 Curtain Shield Airbag Sensor RH
 C16 Curtain Shield Airbag Squib LH
 C17 Curtain Shield Airbag Squib RH

D 3 Diode
 D 4 Door Courtesy Light Front LH
 D 5 Door Courtesy Light Front RH
 D 6 Door Courtesy Light Rear LH
 D 7 Door Courtesy Light Rear RH
 D 8 Door Courtesy SW Front LH
 D 9 Door Courtesy SW Front RH
 D10 Door Courtesy SW Rear LH
 D11 Door Courtesy SW Rear RH
 D12 Door Key Lock and Unlock SW Front LH
 Door Lock Motor Front LH
 Door Unlock Detection SW Front LH
 D13 Door Lock Control Receiver
 D14 Door Lock Motor Front RH
 Door Unlock Detection SW Front RH
 D15 Door Lock Motor Rear LH
 Door Unlock Detection SW Rear LH

D16 Door Lock Motor Rear RH
 Door Unlock Detection SW Rear RH
 D17 Driver Door ECU
 D18 Driving Position Memory SW

F 11 Front Door Speaker LH
 F 12 Front Door Speaker RH
 F 13 Front Passenger Door ECU
 F 14 Fuel Lid Opener Solenoid
 F 15 Fuel Pump
 Fuel Sender

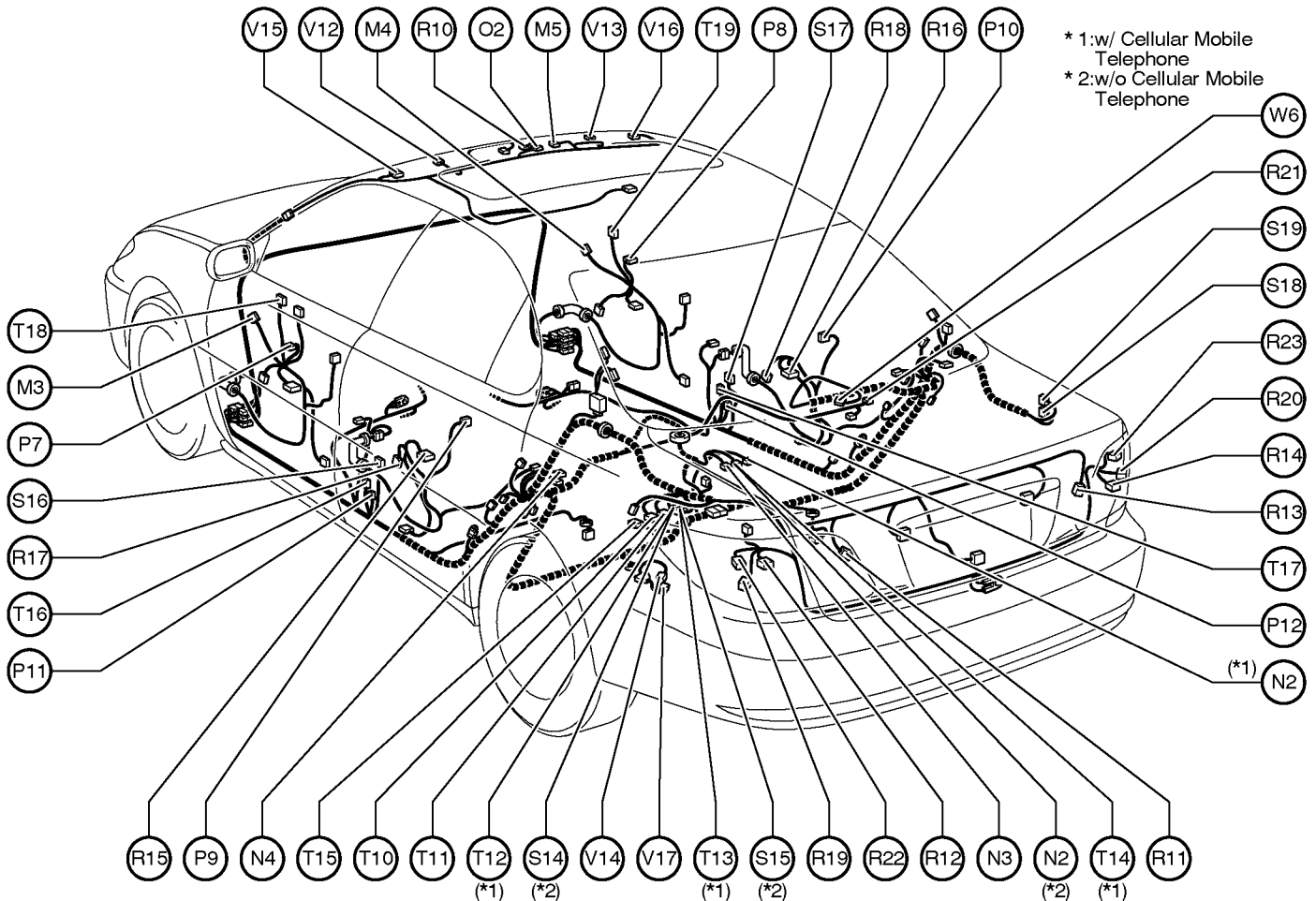
H15 High Mounted Stop Light
 H16 Height Control Sensor

I 15 Inner Mirror and Compass
 I 16 Interior Light

J 12 Junction Connector
 J 13 Junction Connector
 J 14 Junction Connector

L 2 License Plate Light LH
 L 3 License Plate Light RH
 L 4 Light Failure Sensor
 L 5 Luggage Compartment Door Opener Motor
 Luggage Compartment Light SW
 L 6 Luggage Compartment Light

Position of Parts in Body



M 3 Mirror Heater LH
Remote Control Mirror LH
M 4 Mirror Heater RH
Remote Control Mirror RH
M 5 Moon Roof Control ECU and Motor

N 2 Navigation ECU
N 3 Navigation ECU
N 4 Noise Filter

O 2 Overhead J/B

P 7 Power Window Motor Front LH
P 8 Power Window Motor Front RH
P 9 Power Window Motor Rear LH
P10 Power Window Motor Rear RH
P11 Pretensioner LH
P12 Pretensioner RH

R10 Rain Sensor
R11 Rear Combination Light LH
R12 Rear Combination Light LH
R13 Rear Combination Light RH
R14 Rear Combination Light RH
R15 Rear Door LH ECU
R16 Rear Door RH ECU
R17 Rear Door Speaker LH
R18 Rear Door Speaker RH
R19 Rear Side Marker Light LH
R20 Rear Side Marker Light RH

R21 Rear Sunshade Control Relay
R22 Rear Turn Signal Light LH
R23 Rear Turn Signal Light RH

S14 Short Connector
S15 Short Connector
S16 Side Airbag Sensor LH
S17 Side Airbag Sensor RH
S18 Stereo Component Amplifier
S19 Stereo Component Amplifier

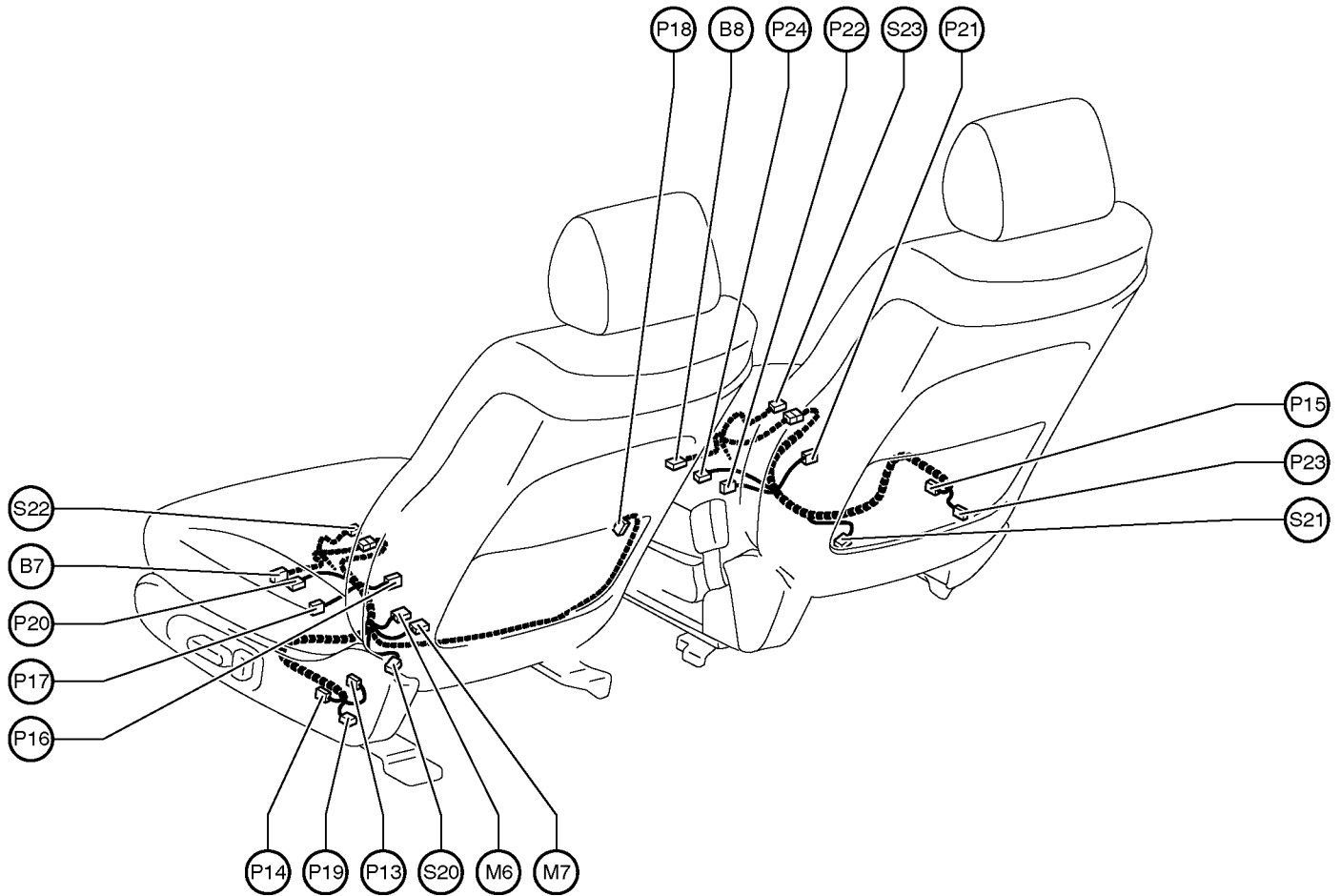
T 10 Telephone Computer
T 11 Telephone Computer
T 12 Telephone Computer
T 13 Telephone Computer
T 14 Telephone Computer
T 15 Telephone Computer
T 16 Tension Reducer Solenoid LH
T 17 Tension Reducer Solenoid RH
T 18 Tweeter LH
T 19 Tweeter RH

V 12 Vanity Light LH
V 13 Vanity Light RH
V 14 Vapor Pressure Sensor
V 15 Visor SW LH
V 16 Visor SW RH
V 17 VSV (Pressure Switching Valve)

W 6 Woofer

G ELECTRICAL WIRING ROUTING

Position of Parts in Seat



B 7 Buckle SW LH
B 8 Buckle SW RH

M 6 Memory Seat ECU
M 7 Memory Seat ECU

P 13 Power Seat Control SW
(Driver's Seat Lumbar Support Control)
P 14 Power Seat Control SW (Driver's Seat)
P 15 Power Seat Control SW (Front Passenger's Seat)
P 16 Power Seat Motor (Driver's Seat Front Vertical Control)
P 17 Power Seat Motor (Driver's Seat Lifter Control)
P 18 Power Seat Motor
(Driver's Seat Lumbar Support Control)
P 19 Power Seat Motor (Driver's Seat Reclining Control)
P 20 Power Seat Motor (Driver's Seat Slide Control)
P 21 Power Seat Motor
(Front Passenger's Seat Front Vertical Control)
P 22 Power Seat Motor
(Front Passenger's Seat Lifter Control)
P 23 Power Seat Motor
(Front Passenger's Seat Reclining Control)
P 24 Power Seat Motor
(Front Passenger's Seat Slide Control)

S 20 Seat Heater LH
S 21 Seat Heater RH
S 22 Side Airbag Squib LH
S 23 Side Airbag Squib RH