

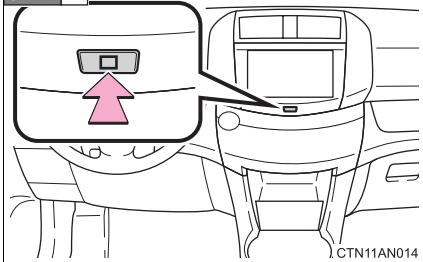
1-1. EV system

Energy monitor/consumption screen

You can view the status of your EV system on the navigation system.

Trip Information screen/Past record screen

STEP 1



Press the HOME button.

STEP 2



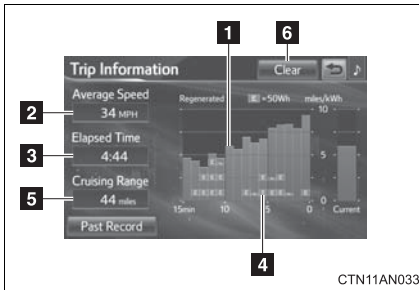
Touch "EV" on the "Main Menu" screen.

STEP 3



Touch "Energy Monitor" on the "EV" screen.

■ Trip information screen



CTN11AN033

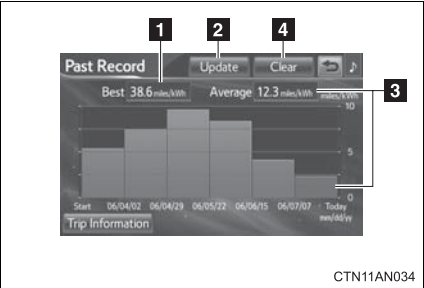
- 1** Power consumption in the past 15 minutes
- 2** Displays the average vehicle speed since the EV system was started.
- 3** Displays the elapsed time since the EV system was started.
- 4** Regenerated energy in the past 15 minutes
One symbol indicates 50 Wh. Up to 5 symbols are shown.
- 5** Displays an estimated cruising range
- 6** Reset the power consumption and the regenerated energy for the past 15 minutes.
Selecting "Yes" on the following screen will confirm resetting of all the data.

1

Before driving

The image is an example only, and may vary slightly from actual conditions.

■ Past record screen



1 Best past power consumption

2 Update

The average power consumption and graph are updated, and a new average power consumption record begins.

3 Average power consumption

Displays a maximum of five past records of the average power consumption.

4 Reset the past records and best past power consumption.

Selecting “Yes” on the following screen will confirm resetting of all the data.

The image is an example only, and may vary slightly from actual conditions.